# VMS Series 1/2"

使用无限远补正物镜，对应高端的显微镜镜头组合。2/3”可对应并考虑了装置上搭载的突破性设计。通过高NA物镜，实现了可拍摄实际的显微镜级别图像。内置同轴落射式照明，即使是镜面状的物体，也可以以高分辨率的效果来取像。

## 10倍的机器视觉机型

特制镜筒和10倍物镜组合机型

### VMS-CO

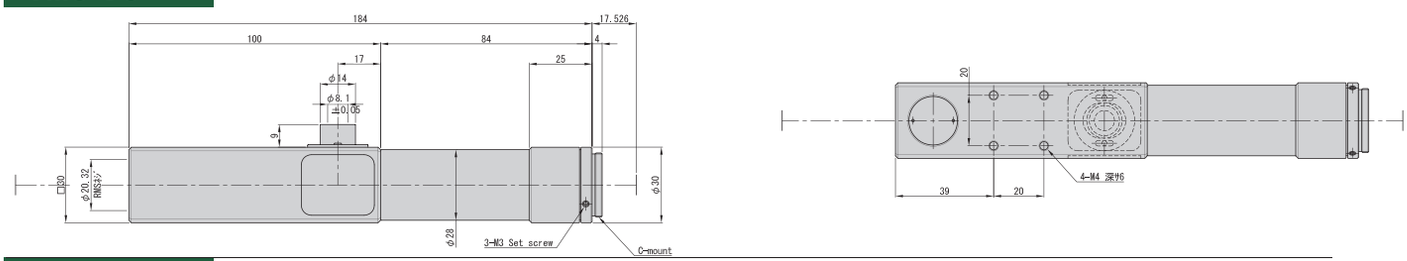


### VMS-COL

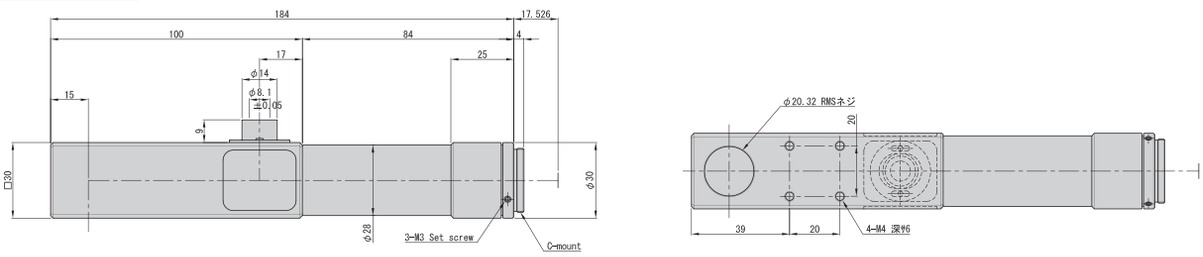


## VMS-MS1N 标准模式

### VMS-1

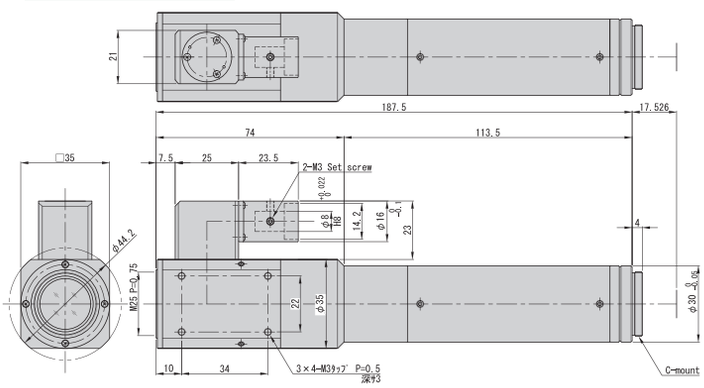


### VMS-05

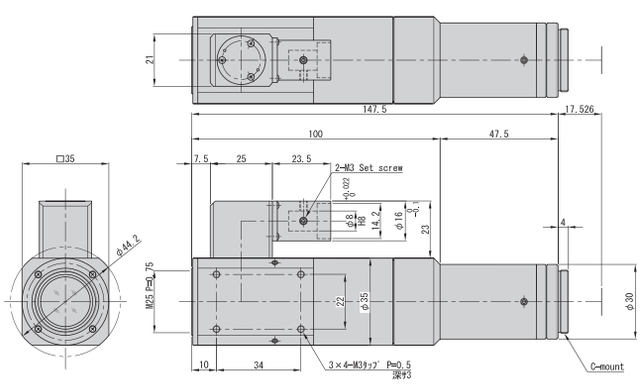


## 物镜

### HVM-MOS / HVM-MOL

| 规格 | HVM-MOS5X | HVM-MOS10X | HVM-MOS20X | HVM-MOS50X | HVM-MOS100X | HVM-MOL2X | HVM-MOL5X | HVM-MOL10X | HVM-MOL20X | HVM-MOL50X | HVM-MOL100X |
|---|---|---|---|---|---|---|---|---|---|---|---|
| 倍率 | 5X | 10X | 20X | 50X | 100X | 2X | 5X | 10X | 20X | 50X | 100X |
| NA | 0.1 | 0.25 | 0.45 | 0.55 | 0.8 | 0.055 | 0.13 | 0.28 | 0.28 | 0.42 | 0.55 |
| WD (mm) | 11.4 | 6.5 | 11 | 8.2 | 2 | 34.5 | 45 | 34 | 31 | 20.5 | 13 |
| 焦点距离 f(mm) | 40 | 20 | 10 | 4 | 2 | 100 | 40 | 20 | 10 | 4 | 2 |
| 景深 | 14 | 3.5 | 1.6 | 0.9 | 0.4 | 91 | 14 | 3.5 | 3.5 | 1.6 | 0.9 |
| 视野 1/2" (VxH mm) | 0.96x1.28 | 0.4x0.64 | 0.24x0.32 | 0.1x0.13 | 0.05x0.06 | 2.4x3.2 | 0.96x1.28 | 0.43x0.64 | 0.24x0.32 | 0.10x0.13 | 0.05x0.06 |

## 接口变换用转接环

### MA-25-20.32

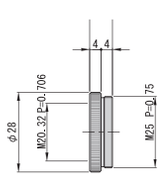

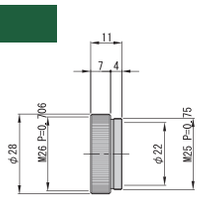
### MA-25-26