

Stainless steel mirror holder with angle adjustment of optical elements from the top surface, allowing installation in limited space. The side-cut shape and adjustability from the top surface allow for close placement.



- MHV-L-F allows mirror mount from the front of the mirror frame. MHV-L-R allows mirror mount from the back of the mirror mount.
- High-resolution adjustment screws ($P=0.25\text{mm}$) are used for precise adjustment.
- Can be fixed to the plate from above with screws, or from below via post and rod.
- Holes for mirror bonding, prevention of rotation during installation, and pin holes for positioning are provided.

Guide

- ▶ Use a 1.5mm Allen wrench for adjusting the tilt and rotation. Bare hands cannot turn the tilt/rotating screw.
- ▶ Post stands (PST) and spacers can be secured with M4 or 8-32UNC screws can be used to secure them.

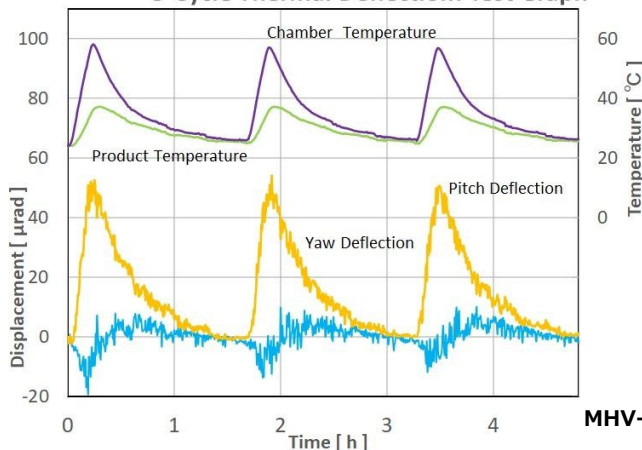
Attention

- ▶ Hexagonal wrench is not included.
- ▶ MHV-L cannot be attached to M6 rods (RO). When attaching a rod, use an M4 rod (ROC) or 8-32UNC rod (RO-UU).

Cyclic Thermal Strain Response Characteristics

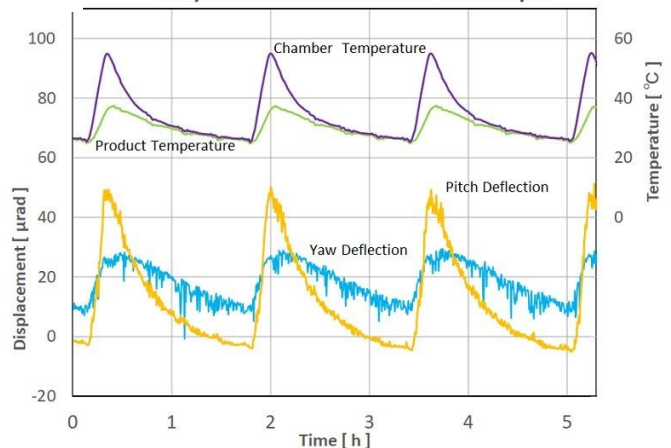
MHV-12.7L Series

3-Cycle Thermal Deflection Test Graph




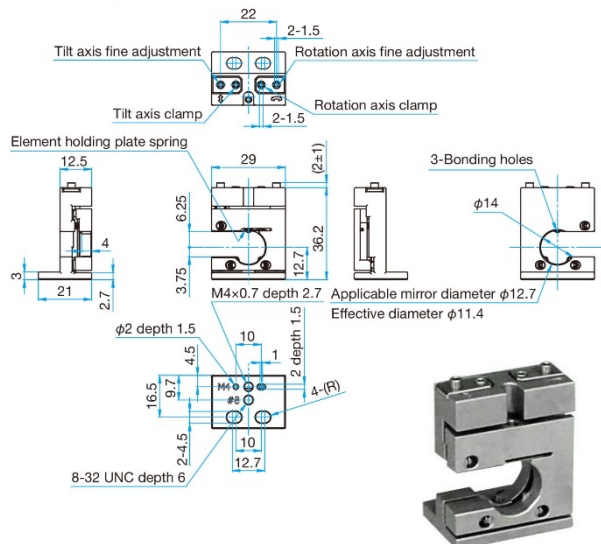
MHV-25.4L Series

3-Cycle Thermal Deflection Test Graph




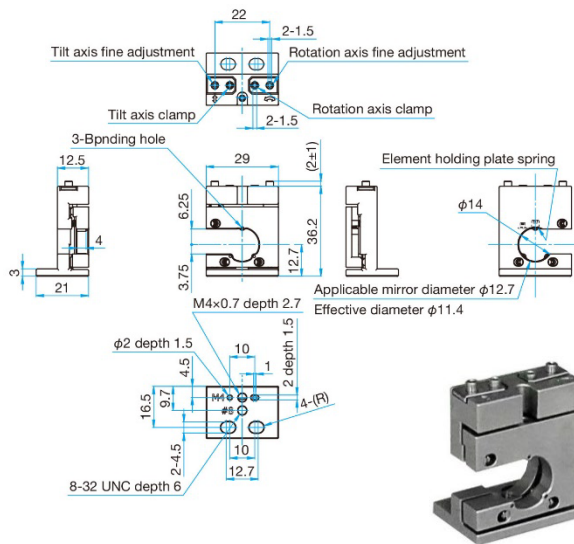
MHV-12.7L-F

-  SUS Hexagon head cap bolt M4x10...2 bolts
SUS Hexagon head cap bolt 8-32UNCx3/8...2 bolts




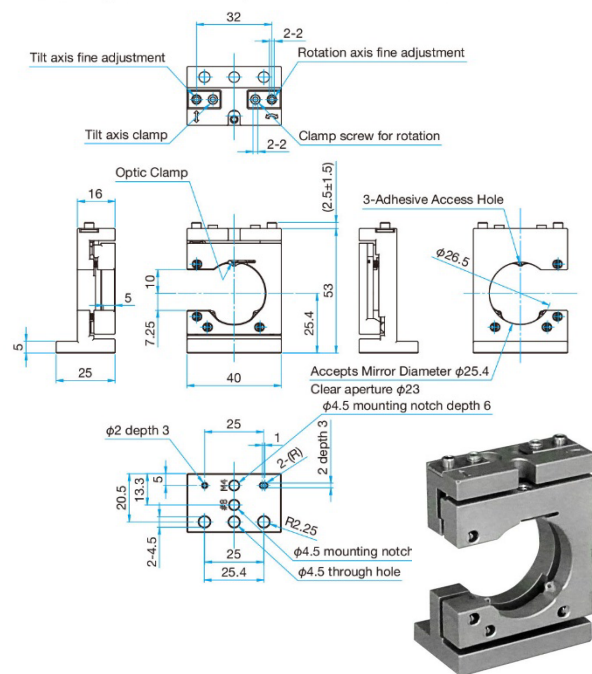
MHV-12.7L-R

-  SUS Hexagon head cap bolt M4×10...2 bolts
SUS Hexagon head cap bolt 8-32UNC×3/8...2 bolts




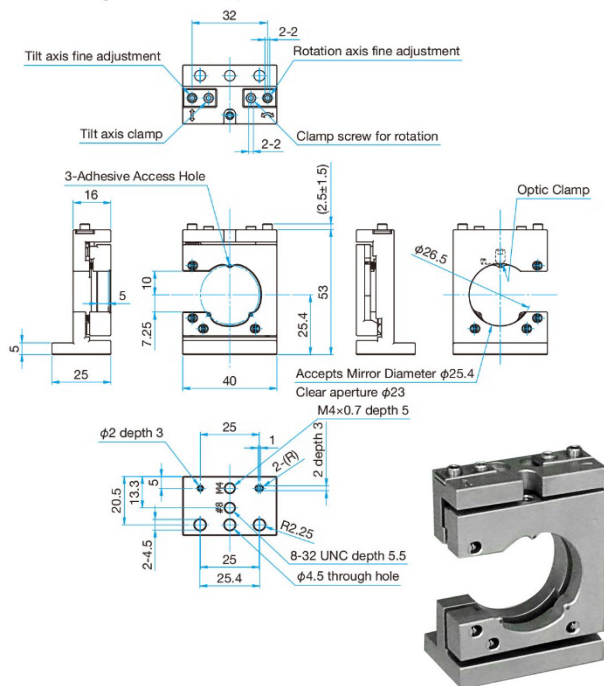
MHV-25.4L-F

-  SUS Hexagonal socket head cap screw M4x10...3 screw
SUS Hexagonal socket head cap screw 8-32UNCx3/8...3 screw



MHV-25.4L-R

- SUS Hexagonal socket head cap screw M4x10...3 screw
 SUS Hexagonal socket head cap screw 8-32UNCx3/8...3 screw



Specifications									Primary material : Stainless Finish : None	
Part Number	Compatible Optics Diameter [mm]	Compatible Optics Thickness [mm]	Clear Aperture [mm]	Number of Adjustment Axes	Mounting Direction	Adjustment Range		Resolution		Weight [kg]
						Tilt [°]	Rotation [°]	Tilt [°/rotation]	Rotation [°/rotation]	
MHV-12.7L-F	φ12.7	2~7	φ11.4	2	Front	±2	±2	About 0.7	About 0.65	0.064
MHV-12.7L-R	φ12.7	2~7	φ11.4	2	Back	±2	±2	About 0.7	About 0.65	0.064
MHV-25.4L-F	φ25 φ25.4mm	3~7	φ23	2	Front	±1.5	±1.5	About 0.37	About 0.38	0.16
MHV-25.4L-R	φ25 φ25.4mm	3~7	φ23	2	Back	±1.5	±1.5	About 0.37	About 0.38	0.16