

Attach a L bracket to the vertical face of the Z-axis, XZ-axis, or XYZ-axis stage to provide a horizontal mounting surface.



Attention

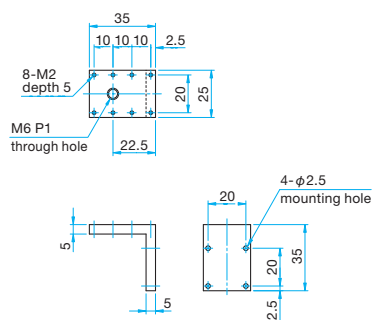
► These brackets may reduce travel distance or interfere with other stages. Confirm the dimensions before purchasing.



Outline Drawing

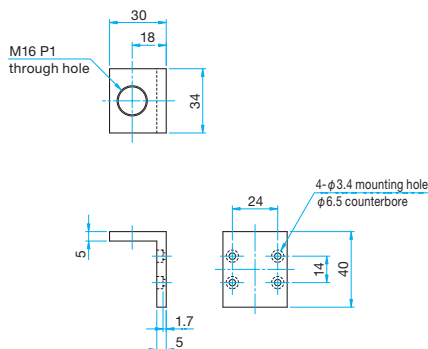
LBR-2535

■ Pan head screw M2×8...4 screws



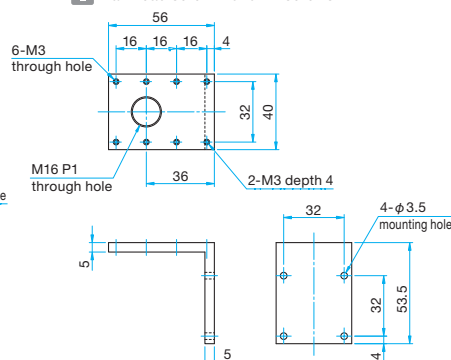
LBR-3440

■ Pan head screw M3×6...4 screws



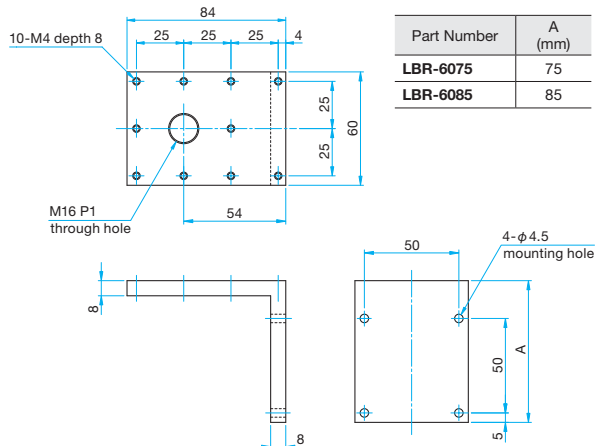
LBR-4053

■ Pan head screw M3×8...4 screws



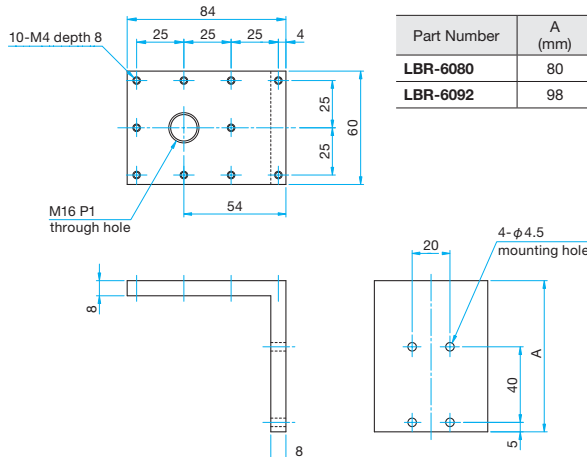
LBR-6075/6085

■ Hexagonal socket headcap screw M4×12...4 screws



LBR-6080/6092

■ Hexagonal socket headcap screw M4×12...4 screws



Specifications

Primary material: Aluminum
Finish: Black Anodized

Part Number	Weight [kg]
LBR-2535	0.02
LBR-3440	0.03
LBR-4053	0.05
LBR-6075	0.18
LBR-6080	0.19
LBR-6085	0.19
LBR-6092	0.21

Application Systems

Optics & Optical Coatings

Opto-Mechanics

Bases

Manual Stages

Actuators & Adjusters

MotORIZED Stages

Light Sources & Laser Safety

Index

Guide

Vibration Isolation Systems

Optical Tables

Darkrooms/ Dark Boxes

Optical Bases

Posts

Brackets

Adapters

Tools