


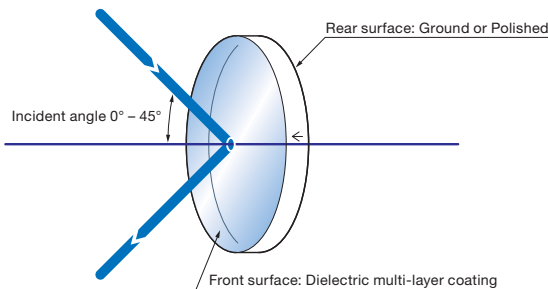


You can use the 0-45° Wide Angle Dielectric Mirrors for an optical system for reciprocating the light between two mirrors or Michelson interferometer, if you want to use a mirror at an incident angle of 45° or less. When used at 45 degree and 0 degree incidence angle, one mirror can be shared to obtain high reflectivity.

- Very high reflectivity can be obtained between 0 degree to 45 degree angle of incidence.
- If used at a fixed angle of incidence, it can also be used as a broadband mirror. For example, if TFVM-800 is used in a 45 degree incident, reflectance of 99% or more can be obtained in the range of 730nm to 900nm.
- Since there is no absorption in the coating there will be very little change in the performance over time and the mirror is durable even with continuous laser irradiation.

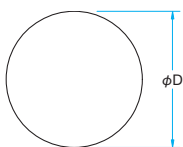


Schematic



Outline Drawing

(in mm)



- Tolerance Diameter $\phi D \pm 0.1$
- Thickness $t \pm 0.1$

Specifications

Material	BK7
Coating	Dielectric multi-layer coating
Incident angle	0° – 45°
Surface Flatness	$\lambda/10$
Parallelism	<3'
Surface Quality (Scratch-Dig)	10-5
Clear aperture	90% of Actual Aperture

Guide

- ▶ Please consult our Sales Division for assistance in your selection and for customized products. (customized on outer diameter, wavelength characteristic, etc.) Please use the inquiry sheet.
- ▶ This mirror is also available as a "HTFM mirror" which provides guaranteed surface accuracy after coating.

Attention

- ▶ Reflectance wavelength characteristics of dielectric multilayer coating vary depending on the polarization state of the incident beam. Reflectance of P-polarized light is lower than that of the S-polarized light, and the reflection range will also be narrower.
- ▶ When used not in adaptive wavelength, reflectance may be lower.
- ▶ If a mirror is used other than normal incidence, wavelength reflectance characteristics also vary depending on the polarization condition.
- ▶ The reflectance characteristics of the 45 degree angle of incidence listed are the average value of the reflectance of P-polarized light and S-polarized light.

400 – 700nm

Part Number	Wavelength Range [nm]	Diameter ϕD [mm]	Thickness t [mm]	Reflectance [%]	Laser Damage Threshold* [J/cm ²]	Rear Surface
TFVM-15C03-405	405	$\phi 15$	3	>99	0.5	Ground
TFVM-25.4C05-405	405	$\phi 25.4$	5	>99	0.5	Polished
TFVM-30C05-405	405	$\phi 30$	5	>99	0.5	Polished
TFVM-50C08-405	405	$\phi 50$	8	>99	0.5	Polished
TFVM-25.4C05-532	532	$\phi 25.4$	5	>99	8	Polished
TFVM-30C05-532	532	$\phi 30$	5	>99	8	Polished
TFVM-50C08-532	532	$\phi 50$	8	>99	8	Polished
TFVM-10C03-VIS	400 – 700	$\phi 10$	3	>99	0.5	Ground
TFVM-15C03-VIS	400 – 700	$\phi 15$	3	>99	0.5	Ground
TFVM-15C05-VIS	400 – 700	$\phi 15$	5	>99	0.5	Ground
TFVM-20C03-VIS	400 – 700	$\phi 20$	3	>99	0.5	Ground
TFVM-20C05-VIS	400 – 700	$\phi 20$	5	>99	0.5	Ground
TFVM-25C05-VIS	400 – 700	$\phi 25$	5	>99	0.5	Polished
TFVM-25.4C05-VIS	400 – 700	$\phi 25.4$	5	>99	0.5	Polished
TFVM-30C05-VIS	400 – 700	$\phi 30$	5	>99	0.5	Polished
TFVM-40C06-VIS	400 – 700	$\phi 40$	6	>99	0.5	Polished
TFVM-50C08-VIS	400 – 700	$\phi 50$	8	>99	0.5	Polished

* Laser pulse width 10ns, repetition frequency 20Hz

Application Systems

Optics & Optical Coatings

Opto-Mechanics

Bases

Manual Stages

Actuators & Adjusters

MotORIZED Stages

Light Sources & Laser Safety

Index

Guide

Mirrors

Beamsplitters

Polarizers

Lenses

Multi-Element Optics

Filters

Prisms

Substrates/Windows

Optical Data

Maintenance

Selection Guide

Super Mirror

Femtosecond Laser

Frameless

Accuracy Guarantee

High Power

Ultra Broadband

Dielectric Coating

Aluminum Coating

Gold Coating

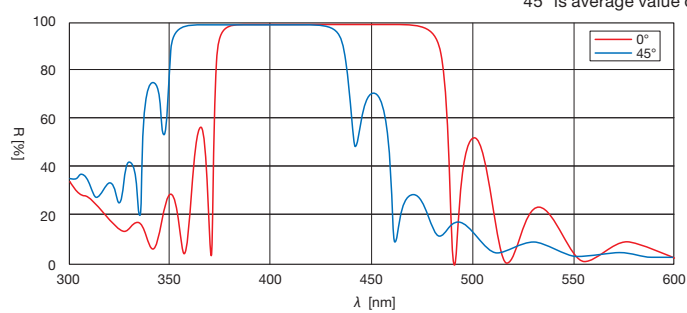
0-45° Wide Angle Dielectric Mirrors | TFVM

780 – 1550nm						
Part Number	Wavelength Range [nm]	Diameter ϕ D [mm]	Thickness t [mm]	Reflectance [%]	Laser Damage Threshold* [J/cm ²]	Rear Surface
TFVM-10C03-800	780 – 830	ϕ 10	3	>99	0.5	Ground
TFVM-15C03-800	780 – 830	ϕ 15	3	>99	0.5	Ground
TFVM-15C05-800	780 – 830	ϕ 15	5	>99	0.5	Ground
TFVM-20C03-800	780 – 830	ϕ 20	3	>99	0.5	Ground
TFVM-20C05-800	780 – 830	ϕ 20	5	>99	0.5	Ground
TFVM-25C05-800	780 – 830	ϕ 25	5	>99	0.5	Polished
TFVM-25.4C05-800	780 – 830	ϕ 25.4	5	>99	0.5	Polished
TFVM-30C05-800	780 – 830	ϕ 30	5	>99	0.5	Polished
TFVM-40C06-800	780 – 830	ϕ 40	6	>99	0.5	Polished
TFVM-50C08-800	780 – 830	ϕ 50	8	>99	0.5	Polished
TFVM-25.4C05-1064	1064	ϕ 25.4	5	>99	20	Polished
TFVM-30C05-1064	1064	ϕ 30	5	>99	20	Polished
TFVM-50C08-1064	1064	ϕ 50	8	>99	20	Polished
TFVM-15C03-1300	1300	ϕ 15	3	>99	1	Ground
TFVM-25.4C05-1300	1300	ϕ 25.4	5	>99	1	Polished
TFVM-30C05-1300	1300	ϕ 30	5	>99	1	Polished
TFVM-15C03-1550	1550	ϕ 15	3	>99	1	Ground
TFVM-25.4C05-1550	1550	ϕ 25.4	5	>99	1	Polished
TFVM-30C05-1550	1550	ϕ 30	5	>99	1	Polished

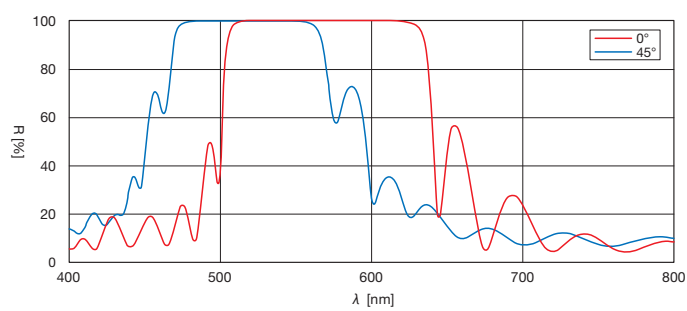
* Laser pulse width 10ns, repetition frequency 20Hz

Typical Reflectance Data R: Reflectance

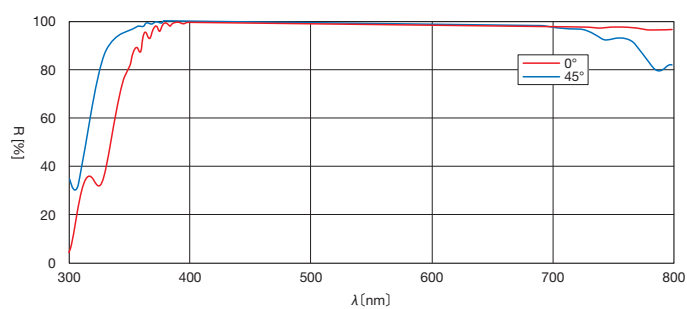
TFVM-405



TFVM-532



TFVM-VIS



Application Systems

Optics & Optical Coatings

Opto-Mechanics

Bases

Manual Stages

Actuators & Adjusters

MotORIZED Stages

Light Sources & Laser Safety

Index

Guide

Mirrors

Beamsplitters

Polarizers

Lenses

Multi-Element Optics

Filters

Prisms

Substrates/Windows

Optical Data

Maintenance

Selection Guide

Super Mirror

Femtosecond Laser

Frameless

Accuracy Guarantee

High Power

Ultra Broadband

Dielectric Coating

Aluminum Coating

Gold Coating

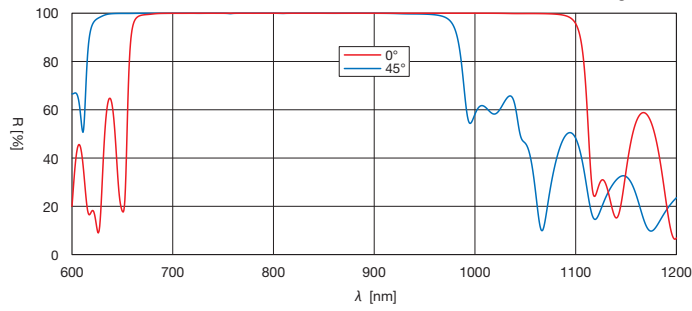


Typical Reflectance Data

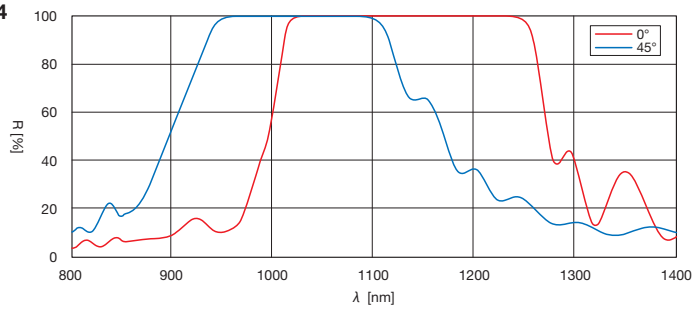
R: Reflectance

TFVM-800

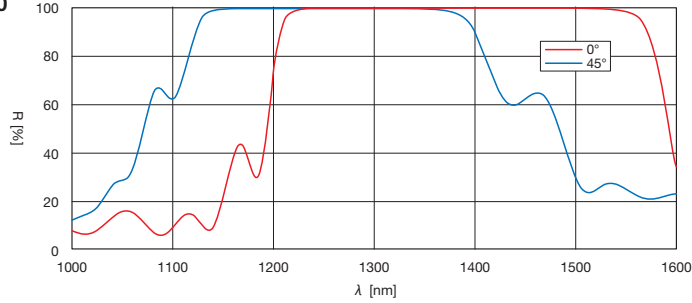
45° is average value of P polarization and S polarization



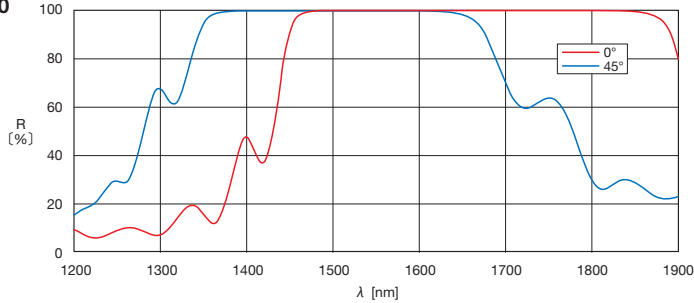
TFVM-1064



TFVM-1300



TFVM-1550



Compatible Optic Mounts

MHG-MP30-NL / MHG-MP50-NL / BSHL-15-2

Application Systems

Optics & Optical Coatings

Opto-Mechanics

Bases

Manual Stages

Actuators & Adjusters

Motoeized Stages

Light Sources & Laser Safety

Index

Guide

Mirrors

Beamsplitters

Polarizers

Lenses

Multi-Element Optics

Filters

Prisms

Substrates/Windows

Optical Data

Maintenance

Selection Guide

Super Mirror

Femtosecond Laser

Frameless

Accuracy Guarantee

High Power

Ultra Broadband

Dielectric Coating

Aluminum Coating

Gold Coating