

Notch Filter | NF

RoHS

Application
SystemsOptics &
Optical
CoatingsOpto-
Mechanics

Bases

Manual
StagesActuators &
AdjustersMotorized
StagesLight Sources &
Laser Safety

Index

Guide

Mirrors

Beamsplitters

Polarizers

Lenses

Multi-Element Optics

Filters

Prisms

Substrates/Windows

Optical Data

Maintenance

Selection Guide

ND Filters

Diffusers

Colored Glass
Filters

Dielectric Filters

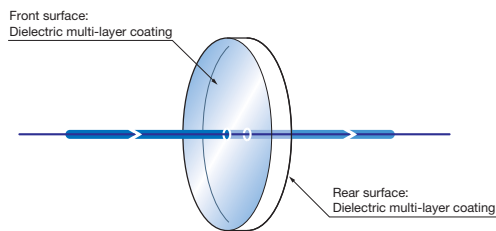
Etalon

Notch filter is a filter that cuts only a specific wavelength. It is not the same as the interference filter which transmits only a specific wavelength. By using a dielectric multilayer coating the product has very high stability and has environmental resistance.

- Four types are available 355nm, 532nm, 633nm and 1064nm.
- Because it is a dielectric multilayer coating, there is almost no absorption by the coating.
- By using in combination with other filters, it can also be used as filter sets for Bio-Imaging.

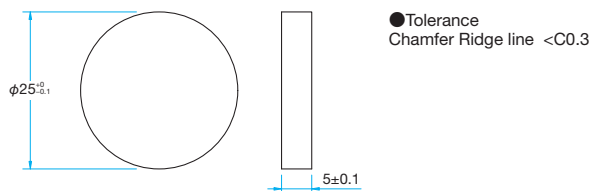


Schematic



Outline Drawing

(in mm)



Specifications

Material	Synthetic fused silica, BK7
Coating	Dielectric multi-layer coating
Incident angle	0°
Surface Quality (Scratch-Dig)	60-40
Clear aperture	90% of Actual Aperture

Guide

- ▶ Please contact our Sales Division for customized products. (customized on outer diameter, wavelength characteristic, etc.)

Attention

- ▶ If the light incident angle is other than 0 degrees, the transmittance characteristics may change. In the normal situation, when the incident angle changes, the wavelength may shift to the long wavelength side.
- ▶ Notch filter has a durable structure to the high temperature, but if it is put close to the lamp that emits a powerful heat ray (e.g. mercury lamp), it will not be guaranteed for the performance of the filter and safety.

Specifications

Part Number	Cutoff wavelength [nm]	Optical density OD	Half bandwidth [nm]	Transmittance wavelength ranges [nm]		Transmittance [%]	Material
NF-25C05-27-355	355	>4	27±2.7	320 – 335	375 – 500	Average 90	Synthetic fused silica
NF-25C05-40-532	532	>4	40±4.0	400 – 502	562 – 700	Average 90	BK7
NF-25C05-47-633	633	>4	47±4.7	475 – 597	669 – 850	Average 90	BK7
NF-25C05-80-1064	1064	>4	80±8.0	800 – 1004	1124 – 1400	Average 90	BK7

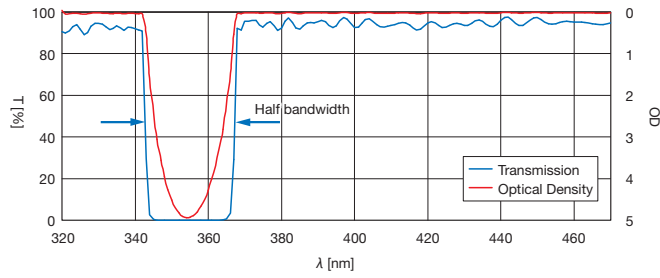
Compatible Optic Mounts

MHG-MP25-NL

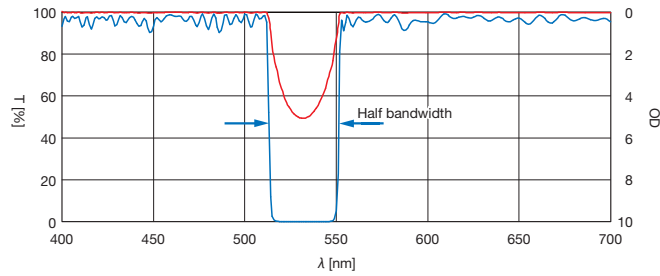
Typical Transmittance & Optical Density Data

OD: Optical Density T: Transmission

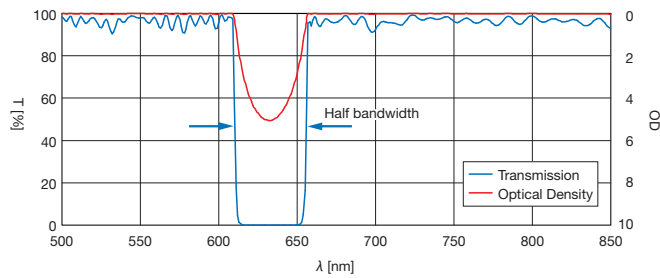
NF-25C05-27-355



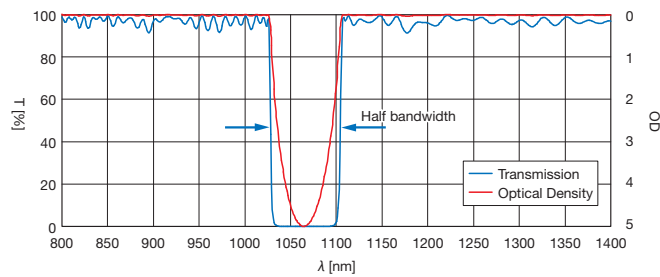
NF-25C05-40-532



NF-25C05-47-633



NF-25C05-80-1064



Application Systems

Optics & Optical Coatings

Opto-Mechanics

Bases

Manual Stages

Actuators & Adjusters

Motoeized Stages

Light Sources & Laser Safety

Index

Guide

Mirrors

Beamsplitters

Polarizers

Lenses

Multi-Element Optics

Filters

Prisms

Substrates/Windows

Optical Data

Maintenance

Selection Guide

ND Filters

Diffusers

Colored Glass Filters

Dielectric Filters

Etalon