

ECGt5050

Technical Specifications

Technology	
travel mechanism	inertial piezo drive
positioner type	goniometer
Size and Dimensions	
footprint; height	50 x 50 ; 17 mm
max installation space	50 x 67.6 ; 19.4 mm
distance center of rotation to bottom	77 mm
weight (aluminium version)	137 g
weight (stainless steel version)	247 g
Materials	
positioner body	Aluminum
actuator	PZT ceramics
connecting wires	copper, jacket: RT: silicon, HV/UHV: fiberglass
bearings	stainless steel
Load (@ ambient conditions)	
maximum load	10 N
maximum dynamic torque around axis	8.7 Ncm
Coarse Positioning Mode	
input voltage range	0 - 60 V
travel range (step mode)	10 °
maximum drive velocity @ 300 K	3 mm/s
typical minimum step size @ 300 K	0.1 m°

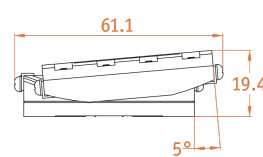
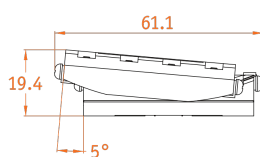
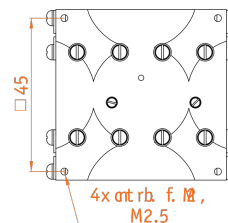
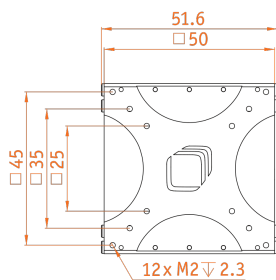
Fine Positioning Mode	
fine positioning resolution	μ°
fine angular positioning range @ 300 K	m°
input DC voltage range @ 300 K	0 - 100 V
Accuracy of Movement	
repeatability of step sizes	typically 5 % over full range
typ. forward / backward step asymmetry	0.1
Working Conditions	
mounting orientation	arbitrary
Connectors and Feedthroughs	
cable	50 cm cable with connector
connector type	14-pole connector
High Load Option (/HL)	
/HL/RT - maximum dynamic force	5 N
Options	
material options	/StSt, /Al
high load option	/HL
environmental options	/RT, /HV, /UHV
Versions	
/StSt/UHV Version	1006220
/StSt/HV Version	1006218
/Al/RT Version	1006214
/Al/HL/RT Version	1008841

AMC100

Piezo Positioning Controller



Technical Drawings



ECGt5050/NUM(+)

Technical Specifications

Technology	
travel mechanism	inertial piezo drive
positioner type	goniometer
Size and Dimensions	
footprint; height	50 x 50 ; 17 mm
max installation space	50 x 67.6 ; 19.4 mm
distance center of rotation to bottom	77 mm
weight (aluminium version)	137 g
weight (stainless steel version)	247 g
Materials	
positioner body	Aluminum
actuator	PZT ceramics
connecting wires	copper, jacket: RT: silicon, HV/UHV: fiberglass
bearings	stainless steel
Load (@ ambient conditions)	
maximum load	10 N
maximum dynamic torque around axis	8.7 Ncm
Coarse Positioning Mode	
input voltage range	0 - 60 V
travel range (step mode)	10 °
maximum drive velocity @ 300 K	3 °/s
typical minimum step size @ 300 K	0.1 m°

Fine Positioning Mode	
fine positioning resolution	μ°
fine angular positioning range @ 300 K	m°
input DC voltage range @ 300 K	0 - 100 V
Accuracy of Movement	
repeatability of step sizes	typically 5 % over full range
typ. forward / backward step asymmetry	0.1
Position Encoder	
readout mechanism	optoelectronic sensor
encoded travel range	entire travel
sensor power (when measuring)	300 mW
wavelength of illumination	870 nm
sensor resolution	1 μ°
repeatability	50 μ° (bidirectional)
absolute accuracy	< 0.01% of travel range
Working Conditions	
mounting orientation	arbitrary
Connectors and Feedthroughs	
cable	50 cm cable with connector
connector type	14-pole connector
High Load Option (/HL)	
/HL/RT - maximum dynamic force	5 N
Options	
material options	/StSt, /Al
encoder options	/NUM, /NUM+
high load option	/HL
environmental options	/RT, /HV, /UHV
Versions	
/StSt+/UHV Version	1011453
/StSt+/HV Version	1011452
/StSt/UHV Version	1006221
/StSt/HV Version	1006219
/Al/RT Version	1006215
/Al/HL/RT Version	1008844



Technical Drawings

