

ECSx3040

Technical Specifications

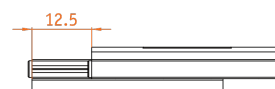
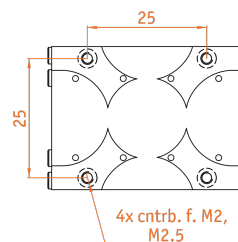
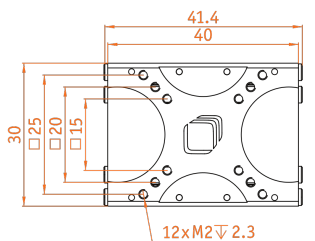
Technology	
travel mechanism	inertial piezo drive
positioner type	linear
Size and Dimensions	
footprint; height	30 x 40 ; 9.5 mm
max installation space	66.6 x 30 ; 9.5 mm
weight (aluminium version)	39 g
weight (stainless steel version)	71 g
Materials	
positioner body	Aluminum
positioner body (/HV, /UHV)	stainless steel
actuator	PZT ceramics
connecting wires	copper, jacket: RT: silicon, HV/UHV: fiberglass
bearings	stainless steel
Load (@ ambient conditions)	
maximum load	120 N
maximum dynamic force along the axis	1 N
Coarse Positioning Mode	
input voltage range	0 - 60 V
travel range (step mode)	25 mm
maximum drive velocity @ 300 K	4.5 mm/s
typical minimum step size @ 300 K	50 nm

Fine Positioning Mode	
fine positioning resolution	sub-nm
fine linear positioning range @ 300 K	1.6 μ m
input DC voltage range @ 300 K	0 - 60 V
Accuracy of Movement	
repeatability of step sizes	typically 5 % over full range
typ. forward / backward step asymmetry	10 %
Working Conditions	
mounting orientation	arbitrary
Connectors and Feedthroughs	
cable	50 cm cable with connector
connector type	14-pole connector
connector type (/HV, /UHV)	15-pin D-Sub connector
Options	
material options	/StSt, /Al
environmental options	/RT, /HV, /UHV
Versions	
/StSt/UHV Version	1005690
/StSt/HV Version	1005678
/Al/RT Version	1005653

AMC100
Piezo Positioning
Controller



Technical Drawings



ECSx3040/NUM(+)

Technical Specifications

Technology	
travel mechanism	inertial piezo drive
positioner type	linear
Size and Dimensions	
footprint; height	30 x 40 ; 9.5 mm
max installation space	66.6 x 30 ; 9.5 mm
weight (aluminium version)	39 g
weight (stainless steel version)	71 g
Materials	
positioner body	Aluminum
positioner body (/HV, /UHV)	stainless steel
actuator	PZT ceramics
connecting wires	copper, jacket: RT: silicon, HV/UHV: fiberglass
bearings	stainless steel
Load (@ ambient conditions)	
maximum load	120 N
maximum dynamic force along the axis	1 N
Coarse Positioning Mode	
input voltage range	0 - 60 V
travel range (step mode)	25 mm
maximum drive velocity @ 300 K	4.5 mm/s
typical minimum step size @ 300 K	50 nm

Fine Positioning Mode	
fine positioning resolution	sub-nm
fine linear positioning range @ 300 K	1.6 µm
input DC voltage range @ 300 K	0 - 60 V
Accuracy of Movement	
repeatability of step sizes	typically 5 % over full range
typ. forward / backward step asymmetry	10 %
Position Encoder	
readout mechanism	optoelectronic sensor
encoded travel range	entire travel
sensor power (when measuring)	300 mW
wavelength of illumination	870 nm
sensor resolution	1 nm
repeatability	50 nm (bidirectional)
absolute accuracy	< 0.01% of travel range
Working Conditions	
mounting orientation	arbitrary
Connectors and Feedthroughs	
cable	50 cm cable with connector
connector type	14-pole connector
connector type (/HV, /UHV)	15-pin D-Sub connector
Options	
material options	/StSt, /Al
encoder options	/NUM, /NUM+
environmental options	/RT, /HV, /UHV
Versions	
/StSt+/UHV Version	1011437
/StSt+/HV Version	1011436
/StSt/UHV Version	1005696
/StSt/HV Version	1005684
/Al/RT Version	1005660

AMC100
Piezo Positioning
Controller



Technical Drawings

