

XZ axis Steel Extended Contact Slide Stages

MLT34-25 Stage size □25mm



Application Systems

Machine Vision

Manual Positions

Motion Control Products

Optical & Mirror Holder

FA Parts

Measurement & Control

FA Electrical Parts

Tool & Measure

Cleanroom & AntiStatic

Index

X Axis

XY Axis

Z Axis

XZ Axis

XYZ Axis

Rotation

Goniometers /Tilt

Multiaxis

Linear Guide

□15mm

□25mm

□40mm

□50mm

□60mm

□70mm

□80mm

□100mm

□120mm

Others



Guide

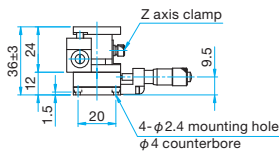
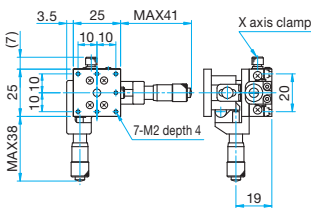
- ▶ Stainless steel types (MLT64-25) are also available for superior corrosion resistance. [Reference](#) G110
 - ▶ The part number suffix FP indicates products with fine-pitch screws instead of standard micrometers.
 - ▶ Fine Pitch screws have a screw pitch of 0.25mm and require a hex wrench or the optional hex wrench with knob (NSC) for adjustment.
- [Reference](#) H010



Outline Drawing

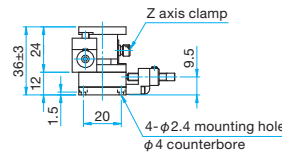
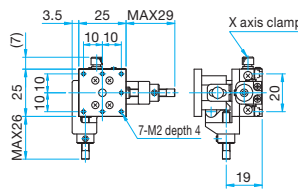
MLT34-25C

- Hexagonal socket head cap screw M2x4...4 screws



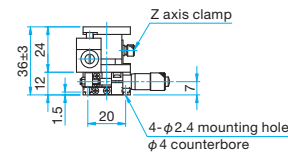
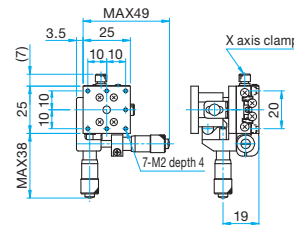
MLT34-25CFP

- Hexagonal socket head cap screw M2x4...4 screws
- 2mm



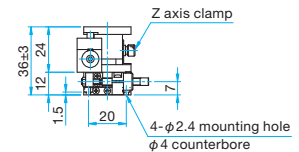
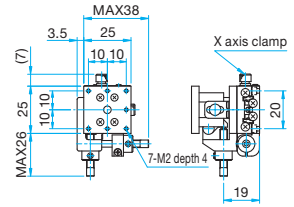
MLT34-25S

- Hexagonal socket head cap screw M2x4...4 screws



MLT34-25SFP

- Hexagonal socket head cap screw M2x4...4 screws
- 2mm



SPEC UP

Specifications

Table Size [mm]	25×25	
Travel [mm]	X axis ±3, Z axis ±3	
Positioning Slide	Extended contact ball guide	
Primary Material	Steel	
Finish	Super black chrome	
Travel Accuracy	Straightness [μm]	5
Max. Moment Capacity	Pitch [N·m]	1.0
	Roll [N·m]	1.0
Moment Stiffness	Pitch [°/N·cm]	8.95
	Roll [°/N·cm]	8.75
Parallelism [μm]	110	

Part Number	MLT34-25C	MLT34-25CFP	MLT34-25S	MLT34-25SFP
Micrometer Position	Center	Center	Side	Side
Lead of Actuator [mm/rotation]	0.5	0.25	0.5	0.25
Micrometer Readable Resolution [mm]	0.01	—	0.01	—
Load Capacity [N]	29.4 (3.0kgf)	29.4 (3.0kgf)	29.4 (3.0kgf)	29.4 (3.0kgf)
Weight [kg]	0.17	0.17	0.17	0.17

Configuration

Part Number	MLT34-25C	MLT34-25CFP	MLT34-25S	MLT34-25SFP
Z axis	MLT33-25	MLT33-25FP	MLT33-25	MLT33-25FP
X axis	MLT31-25C	MLT31-25CFP	MLT31-25S	MLT31-25SFP

XZ axis Steel Extended Contact Slide Stages

MLT34-40 Stage size □40mm



Guide

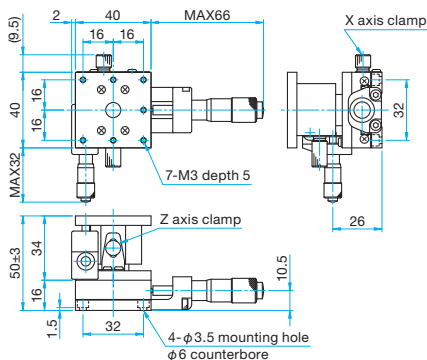
- ▶ Stainless steel types (MLT64-40) are also available for superior corrosion resistance. [Reference](#) ▶ G110
- ▶ The part number suffix FP indicates products with fine-pitch screws instead of standard micrometers.
- ▶ Fine Pitch screws have a screw pitch of 0.25mm and require a hex wrench or the optional hex wrench with knob (NSC) for adjustment. [Reference](#) ▶ H010



Outline Drawing

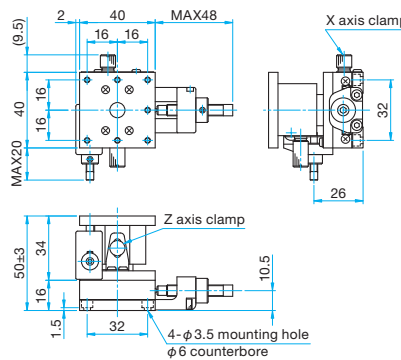
MLT34-40C

- Hexagon socket head cap screw
- M3x6...4 screws
- Spring washers



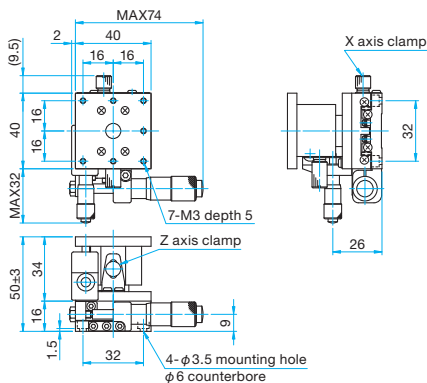
MLT34-40CFP

- Hexagon socket head cap screw
- M3x6...4 screws
- Spring washers
- X axis = 3mm
- Z axis = 2mm



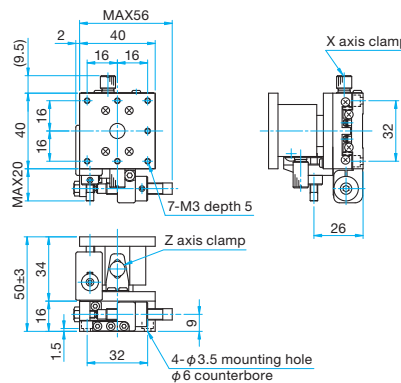
MLT34-40S

- Hexagon socket head cap screw
- M3x6...4 screws
- Spring washers



MLT34-40SFP

- Hexagon socket head cap screw
- M3x6...4 screws
- Spring washers
- X axis = 3mm
- Z axis = 2mm



SPEC UP

Specifications

Table Size [mm]	40x40		
Travel [mm]	X axis ±6.5, Z axis ±3		
Positioning Slide	Extended contact ball guide		
Primary Material	Steel		
Finish	Super black chrome		
Travel Accuracy	Straightness [μm]	2.5	
Max. Moment Capacity	Pitch [N·m]	3.9	
	Roll [N·m]	3.9	
Moment Stiffness	Pitch [°/N·cm]	2.14	
	Roll [°/N·cm]	2.04	
Parallelism [μm]	110		

Part Number	MLT34-40C	MLT34-40CFP	MLT34-40S	MLT34-40SFP
Micrometer Position	Center	Center	Side	Side
Lead of Actuator [mm/rotation]	0.5	0.25	0.5	0.25
Micrometer Readable Resolution [mm]	0.01	—	0.01	—
Load Capacity [N]	88.3 (9.0kgf)	39.2 (4.0kgf)	88.3 (9.0kgf)	39.2 (4.0kgf)
Weight [kg]	0.45	0.45	0.45	0.45

Configuration

Part Number	MLT34-40C	MLT34-40CFP	MLT34-40S	MLT34-40SFP
Z axis	MLT33-40	MLT33-40FP	MLT33-40	MLT33-40FP
X axis	MLT31-40C	MLT31-40CFP	MLT31-40S	MLT31-40SFP

Application Systems

Machine Vision

Manual Positions

Motion Control Products

Optical & Mirror Holder

F A Parts

Measurement & Control

FA Electrical Parts

Tool & Measure

Cleanroom & AntiStatic

Index

X Axis

XY Axis

Z Axis

XZ Axis

XYZ Axis

Rotation

Goniometers /Tilt

Multiaxis

Linear Guide

□15mm

□25mm

□40mm

□50mm

□60mm

□70mm

□80mm

□100mm

□120mm

Others

XZ axis Steel Extended Contact Slide Stages

MLT34-60 Stage size □60mm

RoHS

- Application Systems
- Machine Vision
- Manual Positions**
- Motion Control Products
- Optical & Mirror Holder
- FA Parts
- Measurement & Control
- FA Electrical Parts
- Tool & Measure
- Cleanroom & AntiStatic
- Index
- X Axis
- XY Axis
- Z Axis
- XZ Axis**
- XYZ Axis
- Rotation
- Goniometers /Tilt
- Multiaxis
- Linear Guide
- 15mm
- 25mm
- 40mm
- 50mm
- 60mm
- 70mm
- 80mm
- 100mm
- 120mm
- Others

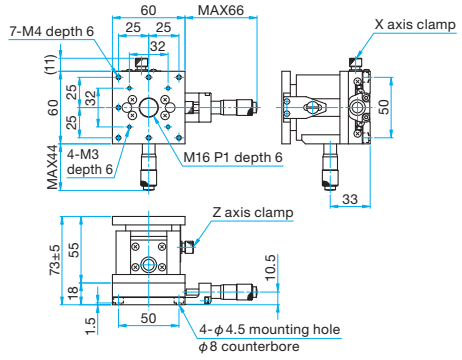
Guide

- ▶ Stainless steel types (MLT64-60) are also available for superior corrosion resistance. **Reference** G110
- ▶ The part number suffix FP indicates products with fine-pitch screws instead of standard micrometers.
- ▶ Fine Pitch screws have a screw pitch of 0.25mm and require a hex wrench or the optional hex wrench with knob (NSC) for adjustment. **Reference** H010

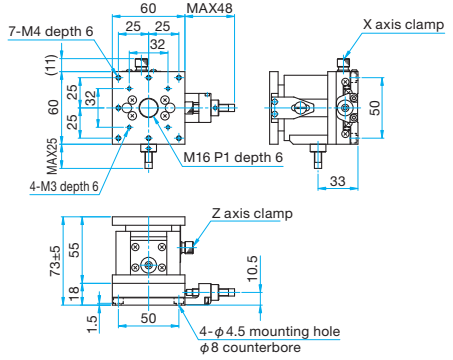


Outline Drawing

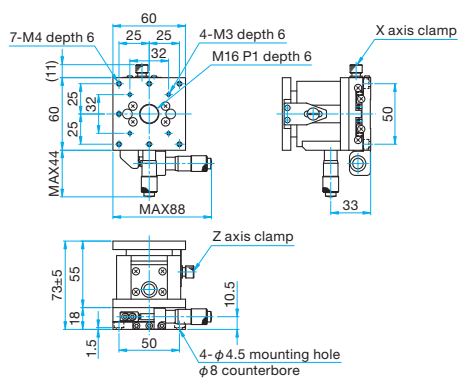
MLT34-60C Hexagonal socket head cap screw M4x6...4 screws



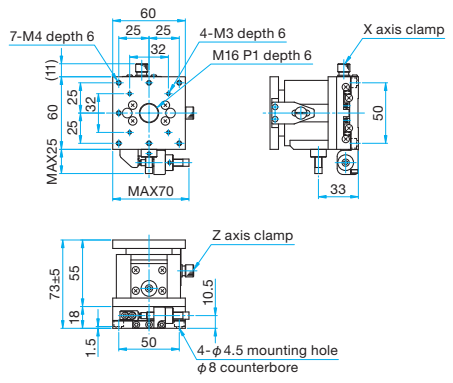
MLT34-60CFP Hexagonal socket head cap screw M4x6...4 screws 3mm



MLT34-60S Hexagonal socket head cap screw M4x6...4 screws



MLT34-60SFP Hexagonal socket head cap screw M4x6...4 screws 3mm



SPEC UP

Specifications			
Table Size [mm]		60×60	
Travel [mm]		X axis ±6.5, Z axis ±5	
Positioning Slide		Extended contact ball guide	
Primary Material		Steel	
Finish		Super black chrome	
Travel Accuracy	Straightness [μm]	2.5	
	Pitch [N·m]	6.9	
Max. Moment Capacity	Roll [N·m]	6.9	
	Pitch [°/N·cm]	0.73	
Moment Stiffness	Roll [°/N·cm]	0.64	
	Parallelism [μm]		

Part Number	MLT34-60C	MLT34-60CFP	MLT34-60S	MLT34-60SFP
Micrometer Position	Center	Center	Side	Side
Lead of Actuator [mm/rotation]	0.5	0.25	0.5	0.25
Micrometer Readable Resolution [mm]	0.01	—	0.01	—
Load Capacity [N]	147 (15.0kgf)	39.2 (4.0kgf)	147 (15.0kgf)	39.2 (4.0kgf)
Weight [kg]	1.5	1.5	1.5	1.5

Configuration

Part Number	MLT34-60C	MLT34-60CFP	MLT34-60S	MLT34-60SFP
Z axis	MLT33-60	MLT33-60FP	MLT33-60	MLT33-60FP
X axis	MLT31-60C	MLT31-60CFP	MLT31-60S	MLT31-60SFP

XZ axis Steel Extended Contact Slide Stages

MLT34-80 Stage size 80mm



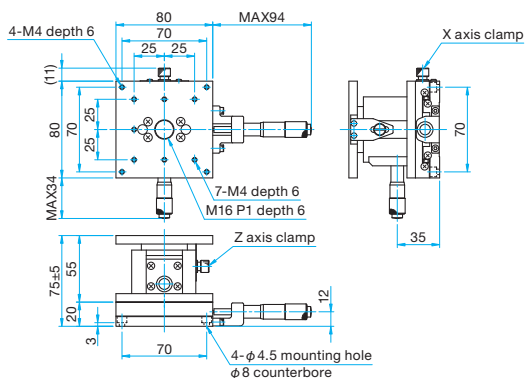
Guide

- ▶ The part number suffix FP indicates products with fine-pitch screws instead of standard micrometers.
- ▶ Fine Pitch screws have a screw pitch of 0.25mm and require a hex wrench or the optional hex wrench with knob (NSC) for adjustment. [Reference](#) H010

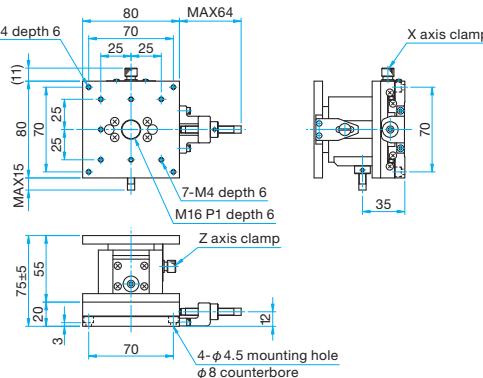


Outline Drawing

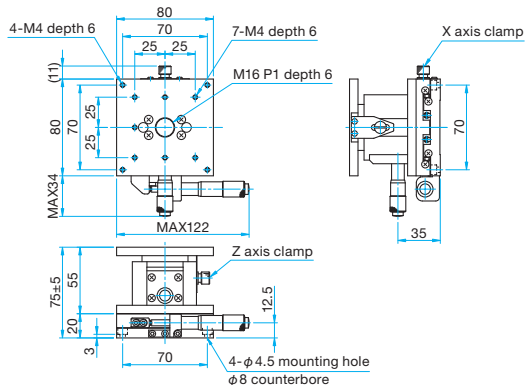
MLT34-80C Hexagonal socket head cap screw M4x8...4 screws



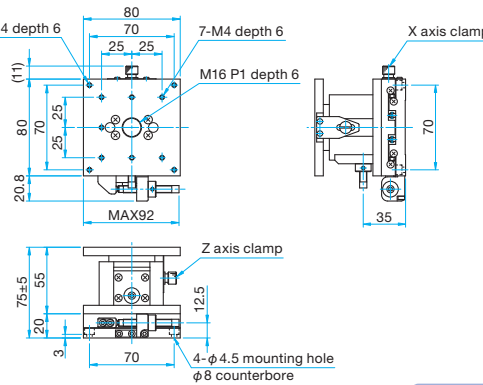
MLT34-80CFP Hexagonal socket head cap screw M4x8...4 screws 3mm



MLT34-80S Hexagonal socket head cap screw M4x8...4 screws



MLT34-80SFP Hexagonal socket head cap screw M4x8...4 screws 3mm



SPEC UP

Specifications

Table Size [mm]	80×80	
Travel [mm]	X axis ±12.5, Z axis ±5	
Positioning Slide	Extended contact ball guide	
Primary Material	Steel	
Finish	Super black chrome	
Travel Accuracy	Straightness [μm]	2.5
	Pitch [N·m]	6.9
Max. Moment Capacity	Roll [N·m]	6.9
	Pitch ["/N·cm]	0.61
Moment Stiffness	Roll ["/N·cm]	0.57
	Parallelism [μm]	110

Part Number	MLT34-80C	MLT34-80CFP	MLT34-80S.	MLT34-80SFP
Micrometer Position	Center	Center	Side	Side
Lead of Actuator [mm/rotation]	0.5	0.25	0.5	0.25
Micrometer Readable Resolution [mm]	0.01	—	0.01	—
Load Capacity [N]	147 (15.0kgf)	39.2 (4.0kgf)	147 (15.0kgf)	39.2 (4.0kgf)
Weight [kg]	2.1	2.1	2.1	2.1

Configuration

Part Number	MLT34-80C	MLT34-80CFP	MLT34-80S.	MLT34-80SFP
Z axis	MLT33-80	MLT33-80FP	MLT33-80	MLT33-80FP
X axis	MLT31-80C	MLT31-80CFP	MLT31-80S	MLT31-80SFP

Application Systems

Machine Vision

Manual Positions

Motion Control Products

Optical & Mirror Holder

F A Parts

Measurement & Control

FA Electrical Parts

Tool & Measure

Cleanroom & AntiStatic

Index

X Axis

XY Axis

Z Axis

XZ Axis

XYZ Axis

Rotation

Goniometers /Tilt

Multiaxis

Linear Guide

15mm

25mm

40mm

50mm

60mm

70mm

80mm

100mm

120mm

Others

XZ axis Steel Extended Contact Slide Stages

MLT34-100 Stage size □100mm



- Application Systems
- Machine Vision
- Manual Positions
- Motion Control Products
- Optical & Mirror Holder
- FA Parts
- Measurement & Control
- FA Electrical Parts
- Tool & Measure
- Cleanroom & AntiStatic
- Index
- X Axis
- XY Axis
- Z Axis
- XZ Axis**
- XYZ Axis
- Rotation
- Goniometers /Tilt
- Multiaxis
- Linear Guide
- 15mm
- 25mm
- 40mm
- 50mm
- 60mm
- 70mm
- 80mm
- 100mm
- 120mm
- Others

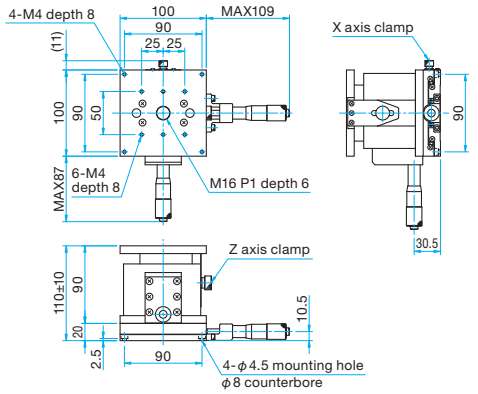
Guide

- ▶ The part number suffix FP indicates products with fine-pitch screws instead of standard micrometers.
- ▶ Fine Pitch screws have a screw pitch of 0.25mm and require a hex wrench or the optional hex wrench with knob (NSC) for adjustment. [Reference](#) H010

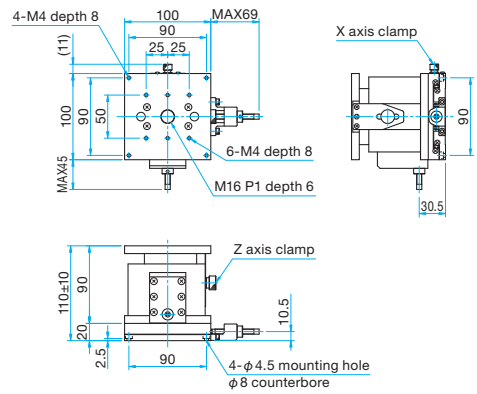


Outline Drawing

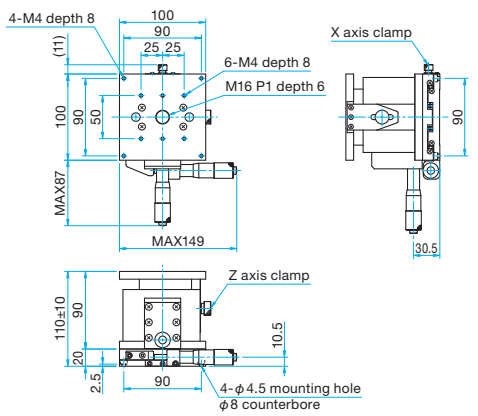
MLT34-100C Hexagonal socket head cap screw M4x8...4 screws



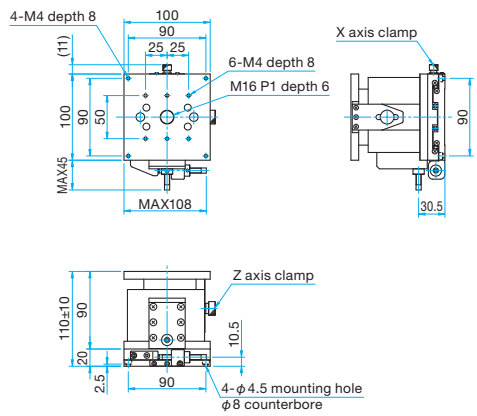
MLT34-100CFP Hexagonal socket head cap screw M4x8...4 screws 3mm



MLT34-100S Hexagonal socket head cap screw M4x8...4 screws



MLT34-100SFP Hexagonal socket head cap screw M4x8...4 screws 3mm



Specifications

Part Number	MLT34-100C	MLT34-100CFP	MLT34-100S	MLT34-100SFP
Table Size [mm]	100×100	100×100	100×100	100×100
Micrometer Position	Center	Center	Side	Side
Travel [mm]	X axis ±12.5 Z axis ±10	X axis ±12.5 Z axis ±10	X axis ±12.5 Z axis ±10	X axis ±12.5 Z axis ±10
Lead of Actuator [mm/rotation]	0.5	0.25	0.5	0.25
Micrometer Readable Resolution [mm]	0.01	—	0.01	—
Positioning Slide	Extended contact ball guide	Extended contact ball guide	Extended contact ball guide	Extended contact ball guide
Primary Material	Steel	Steel	Steel	Steel
Finish	Super black chrome	Super black chrome	Super black chrome	Super black chrome
Load Capacity [N]	245 (25.0kgf)	39.2 (4.0kgf)	245 (25.0kgf)	39.2 (4.0kgf)
Travel Accuracy	Straightness [μm]	2.5	2.5	2.5
Max. Moment Capacity	Pitch [N·m]	9.8	9.8	9.8
	Roll [N·m]	9.8	9.8	9.8
Moment Stiffness	Pitch [°/N·cm]	0.42	0.42	0.42
	Roll [°/N·cm]	0.39	0.39	0.39
Parallelism [μm]	130	130	130	130
Weight [kg]	5.0	5.0	5.0	5.0

Configuration

Part Number	MLT34-100C	MLT34-100CFP	MLT34-100S	MLT34-100SFP
Z axis	MLT33-100	MLT33-100FP	MLT33-100	MLT33-100FP
X axis	MLT31-100C	MLT31-100CFP	MLT31-100S	MLT31-100SFP

XZ axis Steel Extended Contact Slide Stages

MLT34-120 Stage size □120mm

RoHS



Application Systems

Machine Vision

Manual Positions

Motion Control Products

Optical & Mirror Holder

F A Parts

Measurement & Control

FA Electrical Parts

Tool & Measure

Cleanroom & AntiStatic

Index

X Axis

XY Axis

Z Axis

XZ Axis

XYZ Axis

Rotation

Goniometers /Tilt

Multiaxis

Linear Guide

□15mm

□25mm

□40mm

□50mm

□60mm

□70mm

□80mm

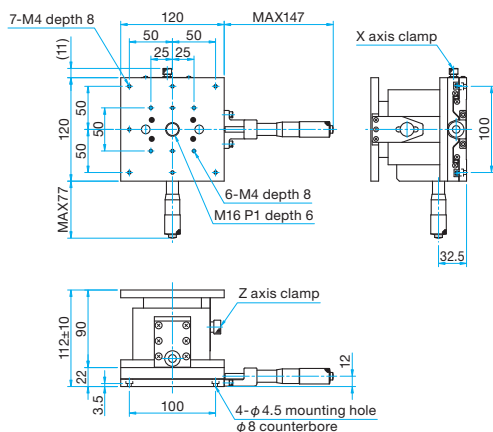
□100mm

□120mm

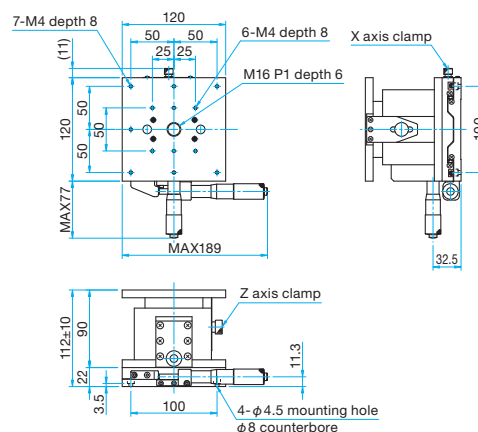
Others

Outline Drawing

MLT34-120C Hexagonal socket head cap screw M4x8...4 screws



MLT34-120S Hexagonal socket head cap screw M4x8...4 screws



SPEC UP

Specifications

Part Number		MLT34-120C	MLT34-120S
Table Size [mm]		120x120	120x120
Micrometer Position		Center	Side
Travel [mm]		X axis ±20 Z axis ±10	X axis ±20 Z axis ±10
Lead of Actuator [mm/rotation]		0.5	0.5
Micrometer Readable Resolution [mm]		0.01	0.01
Positioning Slide		Extended contact ball guide	Extended contact ball guide
Primary Material		Steel	Steel
Finish		Super black chrome	Super black chrome
Load Capacity [N]		245 (25.0kgf)	245 (25.0kgf)
Travel Accuracy	Straightness [μm]	2.5	2.5
	Pitch [N·m]	9.8	9.8
Max. Moment Capacity	Roll [N·m]	9.8	9.8
	Pitch ["/N·cm]	0.4	0.4
Moment Stiffness	Roll ["/N·cm]	0.38	0.38
	Parallelism [μm]	150	150
Weight [kg]		6.2	6.2

Configuration

Part Number		MLT34-120C	MLT34-120S
Z axis		MLT33-120	MLT33-120
X axis		MLT31-120CH	MLT31-120SH